



**Battle River School Division School Three Year Plan
2018-2021
Ryley School**



“Every Student, Every Day, A Success!”
Date Last Reviewed: January 18, 2019

Our “Everyday 4” Focus	Goals:	Strategies:	Data:	Evidence:	Budget Connection (amount and description):																																																												
Welcoming and Caring	<ul style="list-style-type: none"> Ryley School will be a place where all students feel welcomed, safe and included in all aspects of school life. Every student will have a sense of belonging, and demonstrate attitudes and behaviours that build a positive and healthy community. 	<ul style="list-style-type: none"> Spirit days Rebel Block (wellness and enrichment) SQUAD activities Being an advocate for at-risk students Review, revision, and re-implementation of behaviour matrix Implementing Ryley Rebel Reward program Increase Indigenous understanding and strategies through foundational knowledge activities at monthly staff meetings (quick, 10-15 minute lessons/explorations). Professional learning session (May 17, 2019) focussing on fostering understanding between Indigenous and non-Indigenous people in school settings and revised teaching quality standard Implement a breakfast program. 	<p>Graph 1: Percentage of teacher, parent and student agreement that: students are safe at school, are learning the importance of caring for others, are learning respect for others and are treated fairly in school.</p> <table border="1"> <caption>Ryley School - Survey Results (Safe at School)</caption> <thead> <tr> <th>Year</th> <th>Overall</th> <th>Parent</th> <th>Student</th> <th>Teacher</th> </tr> </thead> <tbody> <tr> <td>2014</td> <td>85</td> <td>78</td> <td>78</td> <td>98</td> </tr> <tr> <td>2015</td> <td>82</td> <td>78</td> <td>78</td> <td>95</td> </tr> <tr> <td>2016</td> <td>80</td> <td>70</td> <td>78</td> <td>95</td> </tr> <tr> <td>2017</td> <td>75</td> <td>68</td> <td>75</td> <td>80</td> </tr> <tr> <td>2018</td> <td>80</td> <td>62</td> <td>78</td> <td>98</td> </tr> </tbody> </table> <p>Graph 2: Percentage of teachers, parents and students who are satisfied that students model the characteristics of active citizenship.</p> <table border="1"> <caption>Ryley School - Survey Results (Active Citizenship)</caption> <thead> <tr> <th>Year</th> <th>Overall</th> <th>Parent</th> <th>Student</th> <th>Teacher</th> </tr> </thead> <tbody> <tr> <td>2014</td> <td>80</td> <td>78</td> <td>72</td> <td>88</td> </tr> <tr> <td>2015</td> <td>82</td> <td>80</td> <td>72</td> <td>85</td> </tr> <tr> <td>2016</td> <td>75</td> <td>62</td> <td>70</td> <td>90</td> </tr> <tr> <td>2017</td> <td>62</td> <td>45</td> <td>68</td> <td>70</td> </tr> <tr> <td>2018</td> <td>68</td> <td>48</td> <td>68</td> <td>88</td> </tr> </tbody> </table>	Year	Overall	Parent	Student	Teacher	2014	85	78	78	98	2015	82	78	78	95	2016	80	70	78	95	2017	75	68	75	80	2018	80	62	78	98	Year	Overall	Parent	Student	Teacher	2014	80	78	72	88	2015	82	80	72	85	2016	75	62	70	90	2017	62	45	68	70	2018	68	48	68	88	Improvement in APORI and Our School survey results	\$300 toward prizes for reward program
Year	Overall	Parent	Student	Teacher																																																													
2014	85	78	78	98																																																													
2015	82	78	78	95																																																													
2016	80	70	78	95																																																													
2017	75	68	75	80																																																													
2018	80	62	78	98																																																													
Year	Overall	Parent	Student	Teacher																																																													
2014	80	78	72	88																																																													
2015	82	80	72	85																																																													
2016	75	62	70	90																																																													
2017	62	45	68	70																																																													
2018	68	48	68	88																																																													

Success Stories:

- First day homerooms and ice breakers.
- Complimentary hot dog lunch.
- Raised \$1175.00 for Terry Fox
- Squad Activities

- Ryley Rebel Rewards
- Rebel Block - Wellness
- Celebration of Success Lunch for Students
- Semester 2 Launch (hot dogs, etc. for all students)
- Fitness room is on its way
- Breakfast program implementation

Literacy

- Students will demonstrate one year's growth in reading comprehension with a focus on improving student inferencing skills
- Students will demonstrate one year's growth in vocabulary skills
- Teachers will work with students to develop literacy skills in all disciplines, using common language to teach strategies.

- Use strategies such as Marzano's six steps.
- Using teaching strategies more purposefully, such as sequencing, cause and effect, drawing conclusions, and making predictions
- Use weekly Rebel Block (literacy) to target specific skills.
- Content Literacy 15-3 for all Grade 10 students
- Increase number of periods of ELA in junior high
- Sharing of literacy strategies at staff meetings and collaboration days.
- Using DORA data to inform instructional focus/strategies
- Implementation of weekly learning commons blocks for grades 7-9

		Acceptable Standard	Low	Maintained	Issue	16	75.0	19	74.0
English Language Arts 9	Acceptable Standard	Low	Maintained	Issue	16	75.0	19	74.0	
	Standard of Excellence	Low	Maintained	Issue	16	6.3	19	7.2	
Social Studies 9	Acceptable Standard	High	Improved	Good	16	75.0	19	54.9	
	Standard of Excellence	Intermediate	Maintained	Acceptable	16	18.8	19	20.7	

		Ryley School							
Course	Measure	Achievement	Improvement	Overall	2017		Prev 3 Year Average		
					N	%	N	%	
English Lang Arts 30-1	Diploma Examination	Very Low	Declined	Concern	9	77.8	7	100.0	
	Acceptable Standard	Very Low	Declined	Concern	9	0.0	7	31.3	
English Lang Arts 30-2	Diploma Examination	Very Low	Declined	Concern	8	75.0	16	96.8	
	Acceptable Standard	Very Low	Declined	Concern	8	0.0	16	13.2	
Social Studies 30-1	Diploma Examination	Very Low	Declined	Concern	10	60.0	7	91.7	
	Acceptable Standard	Very Low	Maintained	Concern	10	0.0	7	8.3	
Social Studies 30-2	Diploma Examination	Very Low	Maintained	Concern	8	50.0	15	67.4	
	Acceptable Standard	Very Low	Maintained	Concern	8	0.0	15	2.1	

Increase in DORA scores by one year in Vocabulary and Comprehension

Success Stories:

- ELA periods in Junior High have increased from 5 to 6.
- Rebel Block –Literacy
- Implemented Content Literacy 15-3 for Grade 10s
- Author visit by Marty Chan (Gr. 7-9)
- Implementation of Leveled Literacy Intervention for Grade 7 and 8

Numeracy

- Students will show an improvement in Math vocabulary
- Students will show improvement in number sense.
- Students will improve proficiency in mental math abilities.
- Teachers will work with students to develop numeracy skills in all disciplines, using common language to teach strategies.
- Teachers will work with students to encourage the development of a growth mindset.

- Word walls
- Use weekly Rebel Block (numeracy) to target skills in math vocabulary, number sense, and mental math.
- Clarifying meaning of directing words (evaluate, simplify, solve, and model)
- Using strategies like the Frayer graphic organizer
- Lesson planning to include math talk at least once a week.
- Math Competencies 15-5 for all grade 10 students.
- Increase number of periods of Math for junior high.
- Use of videos, modelling, and positive reinforcement to help develop a growth mindset.
- Using MIPI data to inform instructional focus

		Acceptable Standard	Intermediate	Maintained	Acceptable	16	68.8	19	60.5
Mathematics 9	Acceptable Standard	Intermediate	Maintained	Acceptable	16	68.8	19	60.5	
	Standard of Excellence	High	Maintained	Good	16	18.8	19	12.4	

		Ryley School				
		2013	2014	2015	2016	2017
Students Writing		5	5	2	6	9
Diploma Examination Acceptable Standard (%)		*	*	*	50.0	33.3
Diploma Examination Standard of Excellence (%)		*	*	*	0.0	11.1
School Awarded Acceptable Standard (%)		*	*	*	100.0	100.0
School Awarded Standard of Excellence (%)		*	*	*	33.3	11.1

		Ryley School				
		2013	2014	2015	2016	2017
Students Writing		6	14	6	11	8
Diploma Examination Acceptable Standard (%)		100.0	28.6	33.3	27.3	62.5
Diploma Examination Standard of Excellence (%)		0.0	0.0	0.0	0.0	0.0
School Awarded Acceptable Standard (%)		100.0	92.9	100.0	90.9	100.0
School Awarded Standard of Excellence (%)		16.7	21.4	16.7	9.1	0.0

MIPI

Increase in PAT results MIPI assessment overall improvement

	Test Average	Counted Submissions	Number of Low Scoring Questions	% of Students Below Benchmark
Grade 3	78.26%	1	5	0
Grade 4	72%	1	7	0
Grade 7	56.25%	16	15	62.50%
Grade 8	66.73%	17	9	23.53%
Grade 9	47.88%	14	19	71.43%

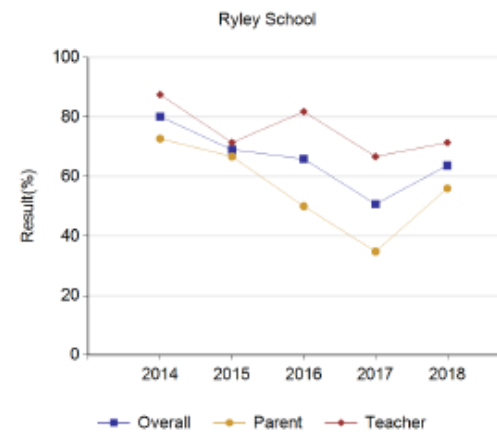
Success Stories:

- Increased the number of periods in Math for junior high from 4 to 5.
- Rebel Block – Numeracy
- Implementation of Competencies in Math 15-5 for Grade 10s
-

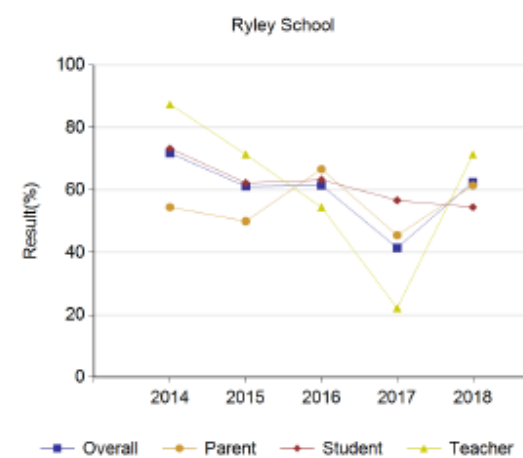
Teaching and Learning (21st Century)

- Teaching will focus on student centered approaches that engage students in relevant learning activities and 21st century competencies.
- All students will achieve career scope and sequence outcomes at each grade level.

- Health/CALM teachers will support students' access to myBlueprint, myPass.
- Regularly access Ed Tech expertise to support student learning.
- Accessing Career Counsellor to support students' progress towards high school graduation and beyond.
- Encourage student and parent access of High School + website.
- All grade 10 and 11 students will attend the Post-Secondary Event in November 2018.
- Students will attend Skills Canada and GETT Girls events.
- Implemented a high school Leadership class.
- Implement a Cosmetology course.
- Ensure Grade 10s have taken HCS3000
- Presentations regarding RAP, Green Certificate, Cadets, and Augustana
- MHCB presentations for Grades 7-12
- Consistently building background knowledge across all content areas.
- Consistently employ the Frayer model as a method for developing stronger vocabulary for all grades (Semester 2, 2019 strategy) – LITERACY GOAL
- Focus on developing mental math skills and strategies during numeracy Rebel Block (Semester 2, 2019 strategy) – NUMERACY GOAL

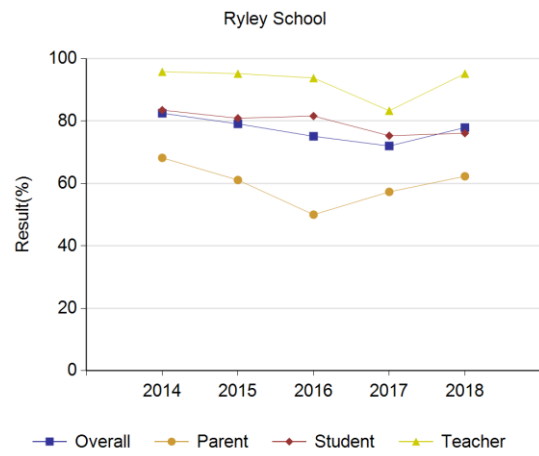


Percentage of teachers and parents who agree that students are taught attitudes and behaviours that will make them successful at work when they finish school.



Percentage of teachers, parents and students indicating that their school and schools in their jurisdiction have improved or stayed the same the last three years.

- Improved APORI data
- Teacher observations



Percentage of teachers, parents and students satisfied with the overall quality of basic education.

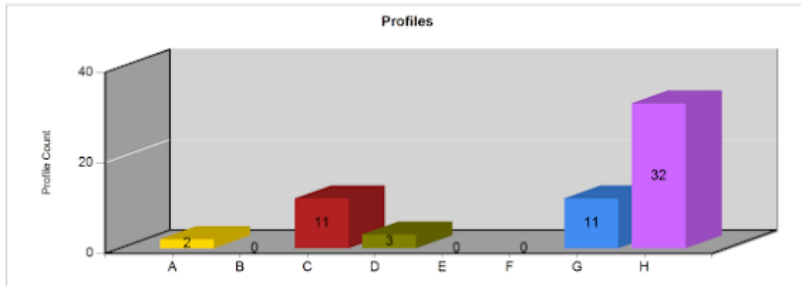
Success Stories:

- High School Students Attend Career Fair
- September Spotlight on Students
- Reviewed graduation progress with all grade 12s
- Implementation of a Cosmetology program
- Leadership class has volunteered at Bissell Centre, has been providing hot food items, and has raised money for various causes
- Use of MyBlueprint for Grades 7-12



Class DORA Profile

Number of Students: 59
 Date Range: 10/01/2018 To 11/09/2018
 Grade Range: 7 To 10.99

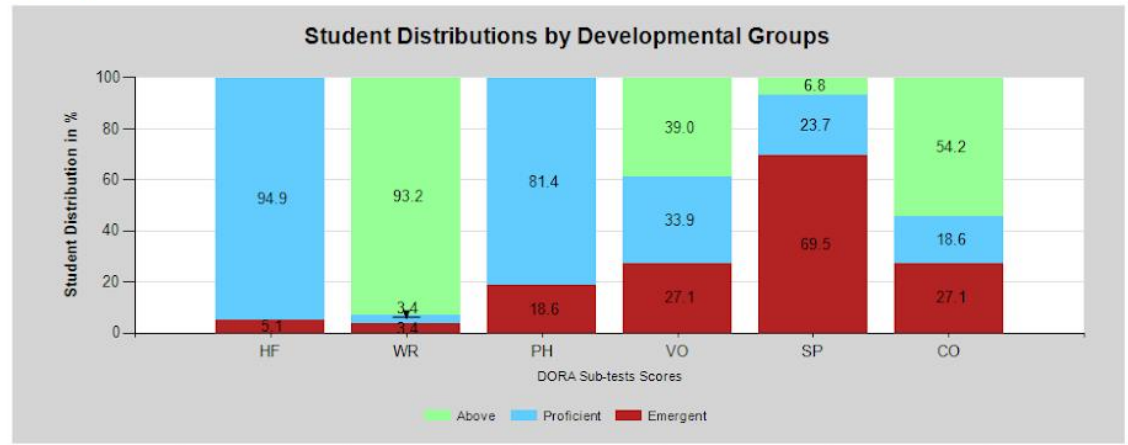


Profiles	Decoding	Vocabulary	Comprehension	Profile Count
A	Low	Low	Low	2
B	Low	Med-High	Low	0
C	Med-High	Med-High	Low	11
D	Med-High	Low	Low	3
E	Low	Low	Med-High	0
F	Low	Med-High	Med-High	0
G	Med-High	Low	Med-High	11
H	Med-High	Med-High	Med-High	32



Performance 3-Band Report for DORA K-12

P1) Pre-Test: 10/1/2018 To 10/31/2018 P1 Count: 59 Grade Range: 7 to: 10.99
 Mode: A
 Sites: 3506



Status	High-Freq. Words	Word Rec.	Phonics	Spelling	Vocabulary	Comprehension
Above	0.0%	93.2%	0.0%	6.8%	39.0%	54.2%
Proficient	94.9%	3.4%	81.4%	23.7%	33.9%	18.6%
Emergent	5.1%	3.4%	18.6%	69.5%	27.1%	27.1%